

Application News

No.i255

Material Testing System

Compression Test of Composite Material

■ Introduction

Even among composite materials, carbon fiber reinforced plastic (CFRP) has a particularly high specific strength, and is used in aeroplanes and some transport aircraft to improve fuel consumption by reducing weight. Compressive strength is an extremely important parameter in the design of composite materials that is always tested. However, due to the difficulty of testing compressive strength there is a variety of test methods. A major compression test method is the combined loading compression (CLC) method found in ASTM D6641. The CLC method can be performed with a simple jig structure, untabbed strip specimens, and can be used to simultaneously evaluate strength and measure elastic modulus. We performed compression testing of CFRP according to ASTM D6641.

■ Measurement System

A CFRP specimen of T800S/3900 was used. Other information on the specimen is shown in Table 1. The test equipment used is shown in Table 2. Based on the CLC method in ASTM D6641, the specimen was attached to the jig shown in Fig. 1 and compressed using compression plate. Fig. 2 shows a photograph of the specimen. As shown in Fig. 2, a strain gauge was attached on the front and rear in the middle of the specimen. Outputs from the front and rear strain gauges confirmed that the specimen was aligned straight in the jig during specimen attachment. The specimen was attached using a torque wrench to fasten it in place uniformly. The test was performed with the test speed set to 1.3 mm/min.




Fig. 1 Test Fixture



Fig. 2 Specimen

Table 1 Specimen Information

Length	: 140 mm
Width	: 13 mm
Thickness	: 3 mm
Lamination Method	: [90/0] ₄₅

Table 2 Experimental Equipment

Testing Machine	: AG-Xplus
Load Cell	: 50 kN
Test Jig	: CLC test fixture

■ Test Results

Measurements were performed twice, and stress-strain curves are shown in Fig. 3. The strain used is the mean strain taken from the front and rear sides of the specimen. The relationship between the first strain measurement and time is shown in Fig. 4 to show the outputs obtained from the strain gauges. Fig. 4 shows the outputs from both strain gauges were almost the same up to around 40 seconds, which is evidence that the test was successful. A small amount of deviation between the strain gauges arises after around 0.5 % strain, which is caused by a small amount of specimen flexure. Table 3 shows the test results. The mean compressive strength was 640.7 MPa, and the mean elastic modulus was 72.9 GPa. Elastic modulus was calculated using the mean of the strain gauge outputs.

Table 3 Test Results

	Compressive Strength [MPa]	Elastic Modulus [GPa]
1st	629.9	71.4
2nd	651.4	74.3
Mean	640.7	72.9

■ Conclusion

Using this test system, compression testing of a CFRP was successfully performed according to ASTM D6641. Because this standard test method allows the testing of untabbed strip specimens, compressive strength and elastic modulus can be determined relatively easily for CFRPs.

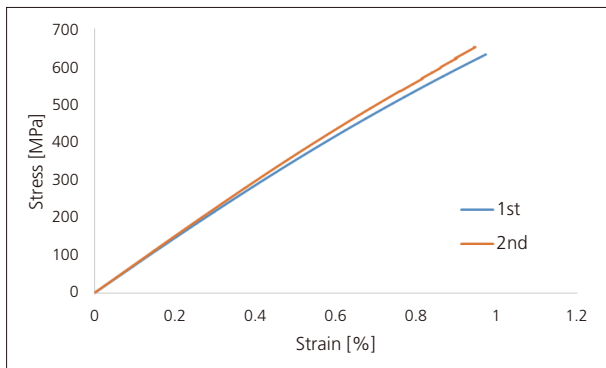


Fig. 3 Stress-Strain Curves (n = 2)

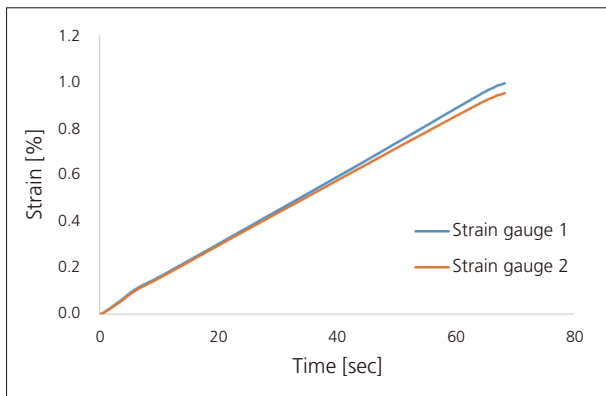


Fig. 4 Displacement-Time Curves (1st)



For Research Use Only. Not for use in diagnostic procedure.

This publication may contain references to products that are not available in your country. Please contact us to check the availability of these products in your country.

The content of this publication shall not be reproduced, altered or sold for any commercial purpose without the written approval of Shimadzu. Company names, product/service names and logos used in this publication are trademarks and trade names of Shimadzu Corporation or its affiliates, whether or not they are used with trademark symbol "TM" or "®". Third-party trademarks and trade names may be used in this publication to refer to either the entities or their products/services. Shimadzu disclaims any proprietary interest in trademarks and trade names other than its own.

The information contained herein is provided to you "as is" without warranty of any kind including without limitation warranties as to its accuracy or completeness. Shimadzu does not assume any responsibility or liability for any damage, whether direct or indirect, relating to the use of this publication. This publication is based upon the information available to Shimadzu on or before the date of publication, and subject to change without notice.